



grassroots
young entrepreneurs in eco-health tourism

Minimising Environmental Impact Street Art Ideas

Includes Digital Tools!



www.ecohealthforyouth.com



This resource is licensed
under CC BY 4.0

This project has been funded with support from the European Commission. The author is solely responsible for this publication (communication) and the Commission accepts no responsibility for any use may be made of the information contained therein. In compliance of the new GDPR framework, please note that the Partnership will only process your personal data in the sole interest and purpose of the project and without any prejudice to your rights therein 2021-2-BE04-KA220-YOU-000050778



Co-funded by
the European Union

Contents



05.12.2024

Street Art Ideas

- 1** Deliver Eco-friendly Community Murals & Street Art
- 2** Create Eco-themed Public Sculptures
- 3** Digital Tools

www.ecohealthforyouth.eu



Street Art Ideas



Idea 1

Deliver Eco-friendly Community Murals & Street Art

Use street art to beautify neglected areas, with eco-friendly, non-toxic paints to avoid harming the environment. Use themes that will raise awareness of environmental issues, like pollution or protecting local wildlife.

Idea 2

Create Eco-themed Public Sculptures

Create installations from recycled or sustainable materials, showcasing waste reduction while beautifying public spaces. Use this space to educate viewers on local environmental issues and inspire sustainable habits. For example, sculptures made from ocean plastic can highlight pollution and ocean health motivating others to recycle plastic.

Tools Make It Easier!






Google Forms Use these free or affordable tools to collect feedback from participants after nature walks or workshops. They also work well for pre-event registration, letting you gather details such as participant preferences or areas of interest. <https://docs.google.com/forms/>



SurveyMonkey: For a slightly more advanced feedback option, SurveyMonkey allows you to set up custom surveys to gather insights about participants' experiences and suggestions for future events. Whether it's for nature walks, workshops, or eco-tourism activities, SurveyMonkey's ability to customise questions and analyse results makes it an effective platform for refining your offerings and enhancing participant satisfaction. It's especially valuable for understanding deeper participant insights and ensuring your initiatives are meeting eco-health goals. <https://www.surveymonkey.com/>

Street Art Tools Make It Easier!



	<p>Artsteps is a platform that enables eco-health tourism entrepreneurs to create virtual exhibits or galleries showcasing cultural artefacts, historical images, or local artwork. Whether highlighting a local artist, street art or local craftsmanship, Artsteps helps bring these topics to life in a digital format. It's an ideal solution for creating immersive artwork and educational experiences, providing a virtual tour of street art or mural sites, or promoting eco-tourism through visual storytelling. https://www.artsteps.com/</p>
	<p>EarthSpeakr is an interactive platform that empowers children and young people to create digital messages about the environment. Through this app, youth can express their concerns, ideas, and hopes for the planet, making their voices heard in a creative and engaging way. Eco-health tourism entrepreneurs can use EarthSpeakr to design interactive community murals or art pieces, where young participants contribute their environmental messages. These murals can serve as powerful tools for raising awareness of sustainability issues and building and nurturing community engagement. https://earthspeakr.art/en/</p>
	<p>Artivive: This app allows you to create augmented reality murals and street art that bring environmental messages to life. Participants can view murals through the app to see animated messages on conservation and local wildlife, making it a powerful tool for awareness. https://www.artivive.com/</p>



www.ecohealthforyouth.com



Well Done!

Great job exploring these ideas! Now it's time to dive in, investigate the tools, and start putting them into action. Take the next step toward transforming your vision into a reality by making these tools work for you.

See All our Environmental Tools [here](#)

Don't Forget to Connect with Us on...



This resource is licensed
under CC BY 4.0

This project has been funded with support from the European Commission. The author is solely responsible for this publication (communication) and the Commission accepts no responsibility for any use may be made of the information contained therein. In compliance of the new GDPR framework, please note that the Partnership will only process your personal data in the sole interest and purpose of the project and without any prejudice to your rights therein 2021-2-BE04-KA220-YOU-000050778



Co-funded by
the European Union